



# ACTIVITY BOOK

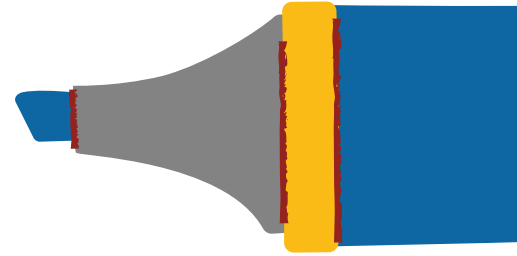
# AUGUST

NAME

CLASS

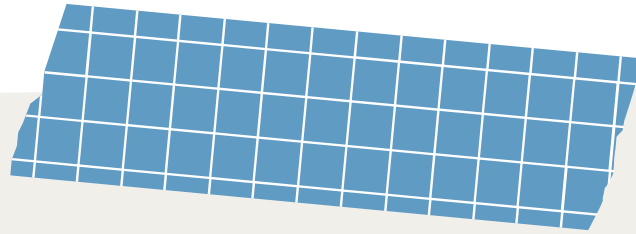


# CONTENTS



August 2021

Ad-Duha Institute



Page	Activity
3-4	Heavy & Light Bookmarks
5-15	Let's learn Arabic!
16-17	My Prophet (s.a.w)
Page 18	Names of Allah 1-5
19-21	Ibadah Tracker & Duas poster
Page 22	Steps of Wudhu
23-24	Giving thanks to Allah

# HEAVY & LIGHT




Use the acronym below to help create a bookmark to remember all the heavy letters.

حَضِي

ضَغَطِ

قَطِ

THE 7 HEAVY  
LETTERS



# HEAVY & LIGHT

Write all the remaining letters to help create a bookmark to remember all the light letters.

ا ب ت ث ج  
ح خ د ذ ر ز  
س ش ص ض ط  
ظ ع غ ف ق ك  
ل م ن ه و ي

## THE LIGHT LETTERS







# ARABIC ALPHABET TREE





Practice writing the Arabic alphabet on  
the leaves of the tree below






# READ & LEARN

Let's  
Learn  
Arabic!



*Jamal*

# Letter ج



Jamal




Blank handwriting practice lines consisting of three horizontal lines (top, dashed middle, bottom) for writing the letter Jeem.



# READ & LEARN

Let's  
Learn  
Arabic!



*Haqeeba*

# Letter ح



Haqeeba




Blank handwriting practice lines consisting of three horizontal lines (top, dashed middle, bottom) for independent writing.






# READ & LEARN

Let's  
Learn  
Arabic!



*Khubz*

# Letter خ



Khubbz


خ خ خ خ خ

Handwriting practice lines consisting of five sets of horizontal lines. Each set includes a solid top line, a dashed middle line, and a solid bottom line. The first set contains five dashed Arabic letter 'خ' for tracing, while the remaining four sets are blank for independent writing.





# READ & LEARN

Let's  
Learn  
Arabic!



*Daraaja*

# Letter د



Daraaja



Handwriting practice lines consisting of five sets of three horizontal lines (top, middle dashed, bottom) for writing the letter Daal.



# READ & LEARN

Let's  
Learn  
Arabic!


ذ



*Dhahab*



# Letter ذ



Dhahab

ذ

ذ

ذ

ذ

ذ

Handwriting practice lines consisting of solid top and bottom lines with a dashed middle line. The first row contains five small 'ذ' characters for tracing. Below are several empty rows for independent writing practice.



# MY PROPHET (S.A.W)

Who  
is my  
Prophet?

Answer the questions below, you can ask a grownup for help

Name:

Age:

WHO IS YOUR PROPHET? WHAT  
IS HIS NAME?

WHAT DO WE SAY AFTER  
HIS NAME?

WHERE WAS HE BORN?

WHAT BOOK WAS  
REVEALED TO HIM?

WHAT YEAR WAS HE BORN IN?

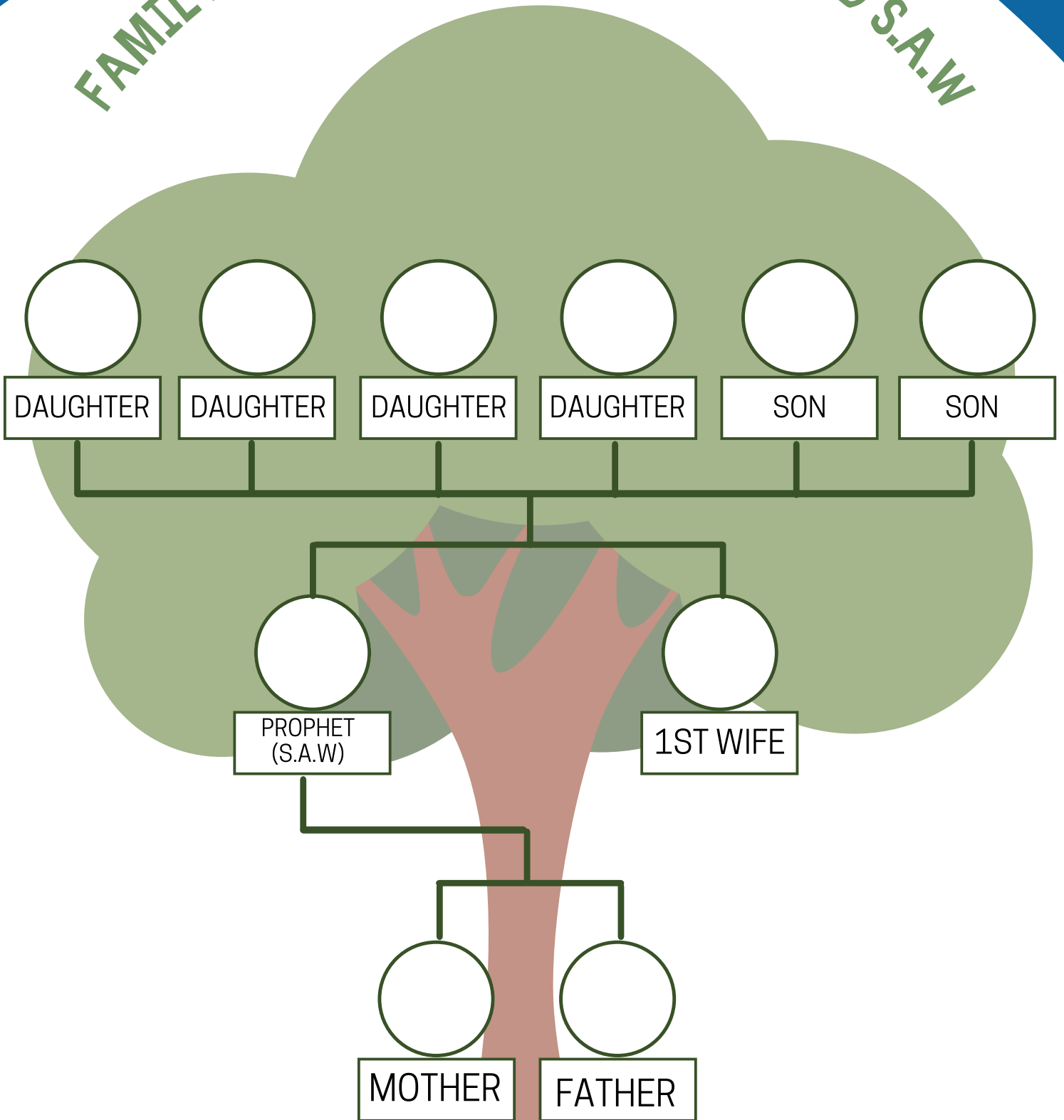


# MY PROPHET (S.A.W)

Who  
is my  
Prophet?

Fill in the family tree below by writing each name  
in the circles

## FAMILY TREE OF PROPHET MUHAMMED S.A.W



# NAMES OF ALLAH 1-5

Cut out the flashcards and memorise

الرَّحْمَنُ

[AR-RAHMAAN]



THE MOST  
MERCIFUL

الرَّحِيمُ

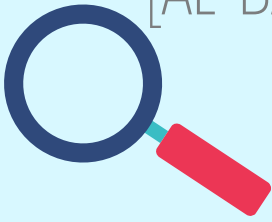
[AR-RAHEEM]

Kind

THE MOST  
KIND

الْبَصِيرُ

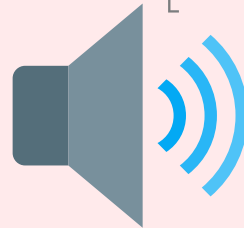
[AL-BASEER]



THE ALL  
SEEING

السَّمِيعُ

[AS-SAMI']



THE ALL  
HEARING

الْعَلِيمُ

[AL-ALEEM]




THE ALL  
KNOWING

NAMES OF  
ALLAH 1-5



# MY IBADAH TRACKER



Name:

Date:



SALAH

QURAN

ADHKAR

SURAHS

ISLAMIC BOOK

MON



TUE



WED



THURS



FRI



SAT



SUN





# Waking Dua

أَلْحَمْدُ لِلَّهِ الَّذِي أَحْيَانَا

بَعْدَ مَا أَمَاتَنَا وَإِلَيْهِ النُّشُورُ

ALHAMDULILLAH

HILLADHI AHYAANAA

BA'DA MAA AMAATANAA

WA ILAYHIN

NUSHOOR

ALL  
PRAISE BE  
TO ALLAH WHO  
GAVE US LIFE AFTER  
GIVING US DEATH, AND TO  
HIM WE SHALL RETURN.





# *Sleeping Dua*

اللَّهُمَّ بِاسْمِكَ

أَمُوتُ وَ أَحْيَا

ALLAHUMMA

BISMIKA


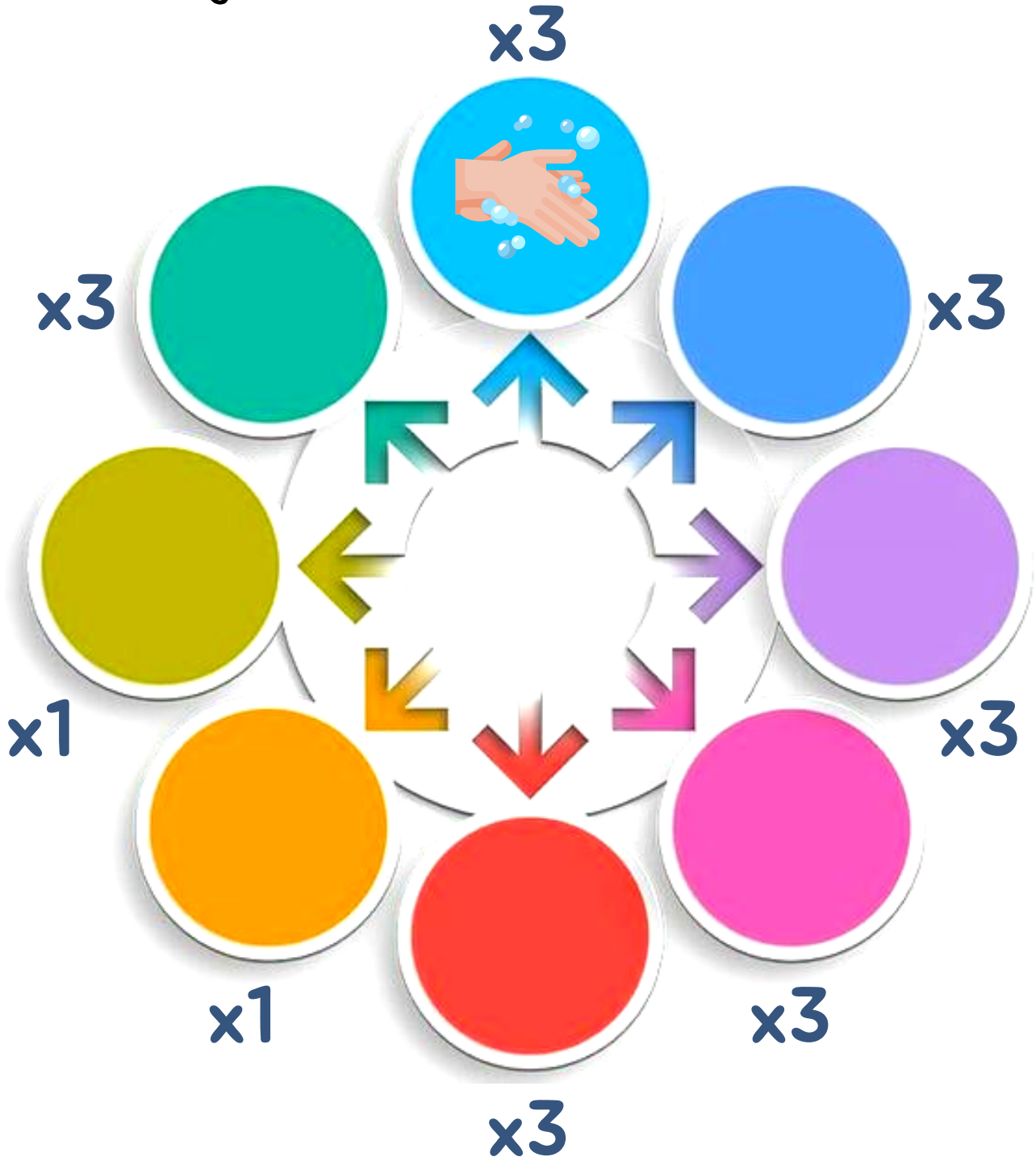
AMOOTU WA

AHYAA

OH ALLAH!  
IN YOUR NAME I  
DIE AND I LIVE.

# STEPS OF WUDHU

Label and put the steps of Wudhu  
in the right order






# THANK YOU ALLAH...



## THANK YOU ALLAH FOR...



Directions: Finish the picture and then complete the sentence based on your drawing.

Thank you

Allah for



# THANK YOU ALLAH...



Handwriting practice lines consisting of multiple sets of horizontal lines. Each set includes a solid top line, a dashed middle line, and a solid bottom line, providing a guide for letter height and placement.

