



# ACTIVITY BOOK

# JUNE


NAME

CLASS



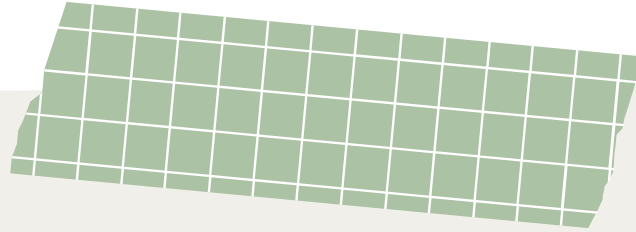


# CONTENTS



June 2021

Ad-Duha Institute



| Page    | Activity            |
|---------|---------------------|
| 3-4     | Tajweed practise    |
| 5-13    | Let's learn Arabic! |
| 14-15   | My Muslim Identity  |
| Page 16 | All about Salah     |
| Page 17 | My Salah chart      |
| 18-19   | In Jannah I want... |
| Page 20 | Islamic Character   |

# HEAVY & LIGHT

Heavy letters often rhyme with the English word 'car'.  
Using the Transliteration guess which letters are heavy,  
check your answers using the scales below.

ك ح ا ر

KHAR

ب ا

BA

ق ا ر


QAR

ج ا

JA

ط ا ر

TAR



# HEAVY & LIGHT

Draw a line from the letters to show if they are heavy or light, check your answers using the scales.




ج ث ت ب ا  
ز ر ذ د خ ح  
ط ض ص ش س  
ظ ع غ ف ق ك  
ل م ن ه و ي

# ARABIC ALPHABET TRAIN

Let's  
Learn  
Arabic!



Practice writing the Arabic alphabet by tracing the letters in each car of the train.





# READ & LEARN

Let's  
Learn  
Arabic!



*Arnab*



# TRACE & WRITE ALIF



Let's  
Learn  
Arabic!

# Letter ا




Arnab

Tracing practice lines for the letter 'Alif'. The first row contains five dashed 'Alif' characters for tracing. Below are two sets of blank handwriting lines, each consisting of a solid top line, a dashed middle line, and a solid bottom line.



# READ & LEARN

Let's  
Learn  
Arabic!




Bayt



# TRACE & WRITE BAA

Let's  
Learn  
Arabic!

# Letter ب



Bayt




Handwriting practice lines consisting of four sets of horizontal lines (top, dashed middle, bottom) for tracing and writing the letter Ba.




# READ & LEARN

Let's  
Learn  
Arabic!



*Tuffaah*

# Letter ت



Tuffaah




Handwriting practice lines consisting of solid top and bottom lines with a dashed middle line for tracing.



# READ & LEARN

Let's  
Learn  
Arabic!



*Thawb*

# Letter ث



Thawb



Blank handwriting lines for practicing writing the letter Thaa (ث).



# MY MUSLIM IDENTITY

Who  
am  
I?

Answer the questions below to find out more about yourself.

Name:

Age:

WHO IS YOUR LORD AND WHO  
CREATED YOU?

WHO IS YOUR PROPHET?

WHY DID HE CREATE YOU?

WHAT IS YOUR RELIGION?

WHAT WERE YOU CREATED  
FROM?



# MY MUSLIM IDENTITY

Who  
am  
I?

Write down some words that describe who you are...

Name:

Age:


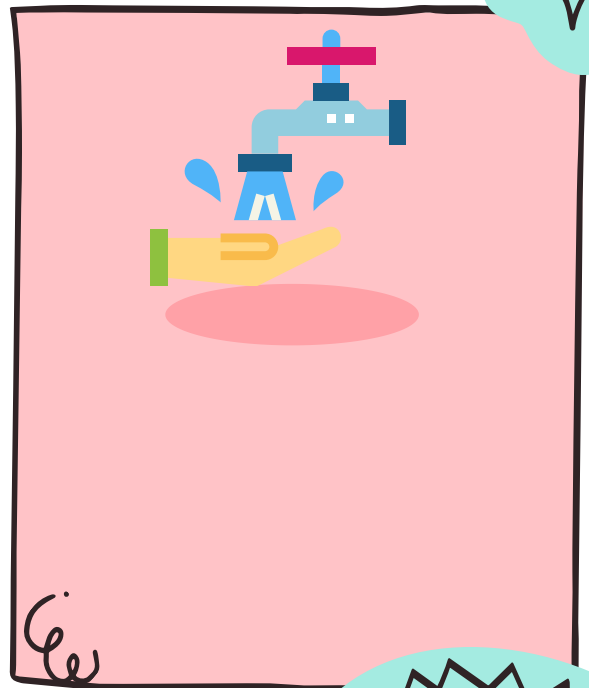


**WORDS THAT DESCRIBE  
WHO I AM**

# ALL ABOUT SALAH

All  
about  
Salah

Write down some rules to follow for Salah

## MY SALAH RULES



!NENI!





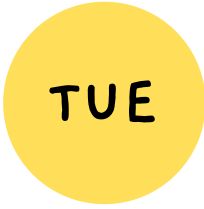
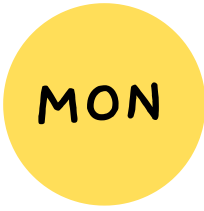


# MY SALAH CHART



Name:

Date:






IN JANNAH I WANT...



IN JANNAH I WANT...




Directions: Finish the picture and then complete the sentence based on your drawing.

In Jannah I

want



# IN JANNAH I WANT...



Handwriting practice lines consisting of solid top and bottom lines with a dashed pink midline. There are 10 such sets of lines provided for writing practice.





# KINDNESS

Islamic  
Character

Draw a picture in the box to remind you of  
the Hadith below

"KINDNESS IS A MARK OF FAITH, AND  
WHOEVER IS NOT KIND HAS NO FAITH."

MUSLIM